

Isuzu The  
World's Choice

Trucks for life  
**ISUZU**

**F-SERIES  
FORWARD**

Medium-duty Trucks GVW 11.0-26.5ton



## World-renowned ISUZU Engine

The world-renowned ISUZU diesel engine with improved power, durability and fuel efficiency will lead your business to the next stage.


### Engine Variation

#### 6 CYLINDER

##### 6HK1-TCN

Direct-injection OHC, diesel


- Displacement 7,790cc
- Max. Output 176kW(240PS)/2,400rpm
- Max. Torque 706N•m(72.0kgf•m) 1,450rpm



6HK1-TCN

#### Turbocharger

The turbocharger releases high output from small displacement. The result is improved fuel economy and reduced emissions.



#### Common-rail fuel injection system

Electronic control injects fuel at extremely high pressure in 1/1000 second units and determines optimal injection amounts, reducing NOx and particulate matter.

#### Electronic control technologies

Proprietary Isuzu electronic control technologies are the key to precise regulation of combustion in order to deliver peak power, environment performance and fuel economy. Every FORWARD model takes full advantage of cutting-edge Isuzu electronic control.



Isuzu The  
World's  
Choice



### Ever improving ISUZU earns high evaluation around Middle East

#### Diversity

ISUZU continues to improve by collecting user needs from Middle East countries and using them for next vehicle model development.

#### Customizability

Different kinds of vehicles specifications are lined up to match various body customizations.

#### Practicality

Thanks to its performance and durability, 40 thousand units are sold annually in the Middle East area.

### Reasons Why FORWARD is High Quality

#### Engineering

Light-weight, compact, and high-power output engines that are precisely designed using the latest multi-dimensional CAD.

#### Quality Control

Established the manufacturing structure which prevents defects from going through to the next process by setting multiple check points at each process.

#### Manufacturing

Distributed around the world, our production know-how, which we have cultivated over many years and expanded our homogenized products and services globally.



## DIMENSIONS

# FRR / FVR

## Delivering profit to you



### MAIN SPECIFICATIONS

Class	FRR34L	FVR34P	FVR34Q
Model	<b>FRR34L-02</b>	<b>FVR34P-02</b>	<b>FVR34Q-02</b>
Suffix Code	FRR34SL-LCN	FVR34SL-PDN	FVR34SL-QDN
Rear Tire	Dual	Dual	Dual
G.V.W. [Kg]	10,400	15,100	15,100
Type	Cab chassis	Cab chassis	Cab chassis
Seating Capacity	3	3	3

### ENGINE

Model	6HK1-TCN	6HK1-TCN	6HK1-TCN
Type	Direct Injection, OHC, Diesel		
Emission Level	Euro II	Euro II	Euro II
No. of cylinders	6	6	6
Displacement [cc]	7,790	7,790	7,790
Max. Output [PS/rpm]	240 / 2,400	240 / 2,400	240 / 2,400
Max. Torque [Kgf·m/rpm]	72.0 / 1,450	72.0 / 1,450	72.0 / 1,450
Starter	24V - 5.0KW	24V - 5.0KW	24V - 5.0KW

### MASS (kg)

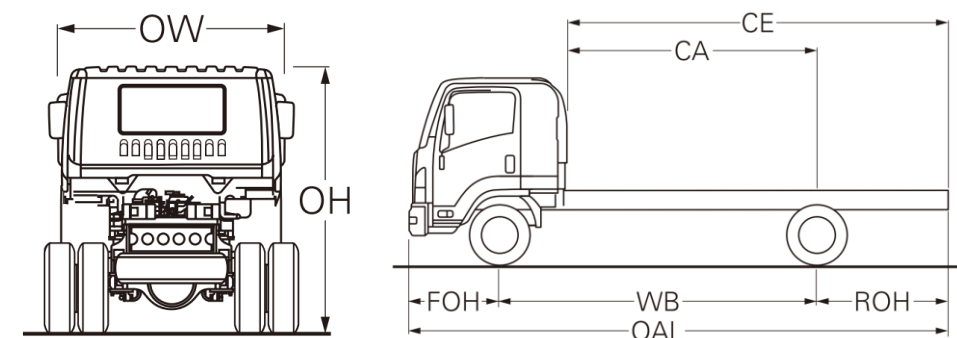
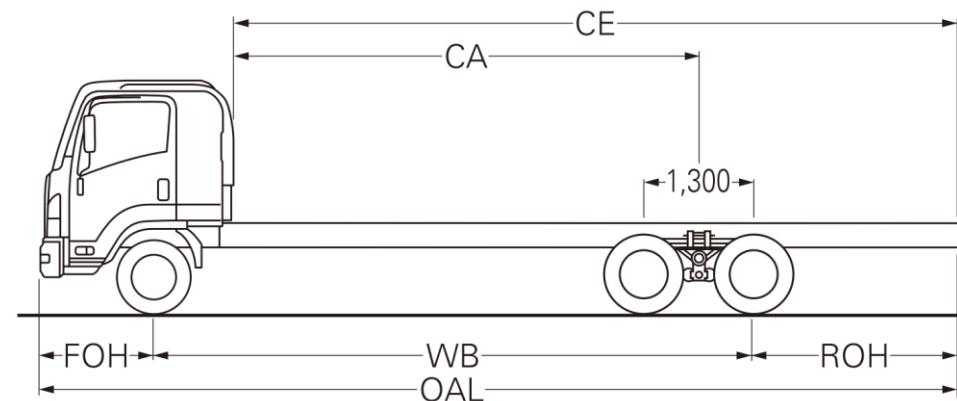
Cab Chassis / Vehicle Mass	3,495	4,790	4,865

### CHASSIS

Clutch	Type	Dry Single Plate		
	Size [mm]	380	380	380
Transmission	Type	MZW6P		
	Diameter [inch]	14.5"	16.5"	16.5"
Final Gear	Gear Ratio	4.333	5.571	5.571
	Brake	Type	AOH	
Parking		Center Brake		
Steering	Type	Power Assist		
	Axle	Front	F036	F063
Rear		R077	R105	R105
Suspension	FR Multi Leaf Suspension & RR Multi Leaf Suspension			
Frame	840mm Straight		850mm Straight	
Tire	Front & Rear	8.25R16-14PR		10.00R20-14PR
Disc Wheel	Front & Rear	6STD 16X6.00GS		8STD 20X7.00T
Fuel Tank Capacity [Liter]	200L		200L	

Unit:mm

MODEL	FRR34L-02	FVR34P-02	FVR34Q-02
REAR TIRE	Dual	Dual	Dual
TYPE	Cab chassis	Cab chassis	Cab chassis
OAL	7,255	8,505	9,255
OW	2,200	2,400	2,400
AW	1,790	2,445	2,445
CW	1,660	1,845	1,845
BW	2,165	2,445	2,445
FOH	1,170	1,440	1,440
WB	4,360	5,050	5,550
ROH (Frame end)	1,725	2,015	2,265
CA	3,464	4,424	4,924
CE	5,185	6,439	7,189
OH	2,600	2,880	2,880
FR Axle to cab end	896	626	626





**ISUZU**

**ISUZU MOTORS INTERNATIONAL FZE**  
S50909 Jebel Ali Free Zone, P.O.Box 263188  
Dubai, United Arab Emirates

ISUZU MOTORS LIMITED reserves the right to change specifications and equipment without notice.  
Details of specifications and equipment are also subject to change to meet local conditions and government requirements.  
Please inquire at your local ISUZU representative for more complete details of any such changes that may be required.